



Coulsdon Church of England Primary School

Year 3



2023-

Adults in the class:

Staff Members:

Teacher - Miss Kinsley
TAs - Mrs Bentley
Mrs Bartlett
Mrs Leckey
Mrs Beckford

How to contact us

- Mornings are busy and learning starts at 8.50 so teachers will not be available.
- For non-urgent issues, you can send a note in with your child or contact the office who can pass the message on.
- Any emails should be sent via the school office.

Year 3 Expectations

- We expect all adults and children to demonstrate the Fruit of the Spirit.
- At the beginning of each term we discuss and agree classroom rules. These have already been completed.
- As children are still learning, they may make the wrong choice. If so they will reflect on their behaviour and think of better choices they could have made. This reflection time may be during break time.
- Sometimes children may reflect with SLT.





Homework




- We have a RWI Spelling programme, children will receive weekly spellings that we will focus on in class.
- Maths generally MYMATHS or worksheet, given out on alternate weeks
- English/SPAG, given out on alternate weeks
- Reading - 15 mins daily. To be recorded in their planner and signed by an adult. Children have a banded book and are free to choose a book from the book corner of their choice. Try to encourage a variety of types of text to develop children's ideas for writing.
- Over the holidays there will also be some form of a poster or ppt presentation linked to the topic we will be learning about.
- Homework is designed to reinforce knowledge taught in the classroom and should not be a struggle! If there is difficulty with a piece of homework, please come and chat with us and let us know.
- Homework is differentiated but may not be as differentiated as it is in lesson so please contact me if there are problems.

Supporting Your Child

- Encourage them to undertake TTRockstars - times tables are **vital** to helping them in everyday life and in all Maths lessons.
- Learn and relearn spellings.
- Mental Maths- Encourage them to do Mental Maths whenever there is a spare moment- Making Maths real and giving opportunities to apply skills in context is helpful to gain understanding of key concepts.
- Keep them reading- anything. Fiction, non-fiction books, newspapers or comics and discussing what they read. A fluent reader may not necessarily understand what they are reading.



Through the Ages: Autumn Term



Writing Genres include:
Narratives, Instructions, Cinquain poems
and Chronological reports

This project teaches children about British prehistory from the Stone Age to the Iron Age, including changes to people and lifestyle caused by ingenuity and technological advancement.



Through the Ages

Companion projects:



Cook Well, Eatwell

This project teaches children about food groups and the Eatwell guide. They learn about methods of cooking and explore these by cooking potatoes and ratatouille. The children choose and make a taco filling according to specific design criteria.



Prehistoric Pots

This project teaches children about Bell Beaker pottery. It allows the children to explore different clay techniques, which they use to make and decorate a Bell Beaker-style pot.



One Planet, Our World

This essential skills and knowledge project teaches children to locate countries and cities, and use grid references, compass points and latitude and longitude. They learn about the layers of the Earth and plate tectonics and discover the five major climate zones. They learn about significant places in the United Kingdom and carry out fieldwork to discover how land is used in the locality.




Contrast and Complement (Y3)

This project teaches children about colour theory by studying the colour wheel and colour mixing. It includes an exploration of tertiary colours, warm and cool colours, complementary colours and analogous colours, and how artists use colour in their artwork.

Animals including humans (Y3)

This project teaches children about the importance of nutrition for humans and other animals. They learn about the role of a skeleton and muscles and identify animals with different types of skeleton.




Music – Kapow music programme and Recorders

This project gets children to use and understand staff and other musical notations, play and perform in solo and ensemble contexts, using their voices and playing musical instruments with increasing accuracy, fluency, control and expression



This project teaches children about the features and characteristics of Earth's layers, including a detailed exploration of volcanic, tectonic and seismic activity.

Rocks, Relics and Rumbles Spring Term



Geography:
Layers of the Earth; Rocks; Plate tectonics; Ring of Fire; Features of volcanoes; Lines of latitude and longitude; Volcanic eruptions; Earthquakes and tsunamis; Compass points; Maps



English:
Non-chronological reports; Poetry; Newspaper reports; Diaries

Rocks, Relics and Rumbles

Companion Projects:

ART and DESIGN -

Ammonite

This project teaches children about artistic techniques used in sketching, printmaking and sculpture.



Science: Forces and magnets

This project teaches children about contact and non-contact forces, including friction and magnetism. They investigate magnets and magnetic materials, exploring how they behave in relation to their poles.

People and Places

This project teaches children about the genre of figure drawing. They study the figure drawings and urban landscapes of the artist LS Lowry and create artwork in his style to show scenes from their school.



Emperors and Empires

Summer Term



This project teaches children about the history and structure of ancient Rome and the Roman Empire, including a detailed exploration of the Romanisation of Britain.

History:

Chronology; Everyday life in ancient Rome; Founding of Rome; Power and rule; Roman Empire; Significant emperors; Social hierarchy; Roman army; Roman invasion of Britain; Significant people – Boudicca; Everyday life in Roman Britain; Romanisation of Britain; Roman withdrawal; Roman legacy

English:

Biographies; Letters; Myths; Poetry



Emperors and Empires

Companion projects:



Mosaic Masters:

This project teaches children about the history of mosaics, before focusing on the colours, patterns and themes found in Roman mosaic. The children learn techniques to help them design and make a mosaic border tile.

Plants:

This project teaches children about the requirements of plants for growth and survival. They describe the parts of flowering plants and relate structure to function, including the roots and stem for transporting water and the flower for reproduction.



Light:

This project teaches children about light and dark. They investigate the phenomena of reflections and shadows, looking for patterns in collected data. The risks associated with looking at the Sun are also explored.

White Rose Maths

The White Rose Maths approach focuses on mastery — children are taught to fully grasp topics, not just scrape the surface, so by the time they move on to more advanced lessons they have a deep understanding of foundational concepts. As a result, children benefit from improved learning retention and they develop mathematical understanding, reasoning and problem-solving abilities that will stay with them for life.

	Week 1	Week 2	Week 3	Week 4	Week 5	Week 6	Week 7	Week 8	Week 9	Week 10	Week 11	Week 12
Autumn term	Place value VIEW		Addition and subtraction VIEW					Multiplication and division A VIEW				
Spring term	Number Multiplication and division B		Measurement Length and perimeter		Number Fractions A		Measurement Mass and capacity					
Summer term	Number Fractions B VIEW	Measurement Money VIEW	Measurement Time VIEW		Geometry Shape VIEW		Statistics VIEW		Consolidation			



Healthy Schools



- The school is keen to promote their emphasis on keeping healthy.
- We have a new rule that children are not allowed to bring in cakes or sweets on their birthdays.
- Pack lunches should not consist of sugary items e.g. chocolate bars.
- Please provide your child with a healthy snack for their first play along with a water bottle.
- We are a nut free school!
- Water is available in school throughout the day. Could all pupils please have a drinks bottle with them and these will be kept on their desks.
- Biscuits- plain and without milk if possible due to intolerances and allergies



Partnership



- Parents / Children and School. This partnership is important for a child's development.
- Inform me of any changes e.g. bereavement, hospitalisation, separation, intolerances etc.
- Medical and dietary information- Ensure it is accurate and up to date.
- Concerns- If you have any concerns, please arrange to speak to the class teacher in the first instance. If you feel that this is not appropriate, please arrange to speak to a member of SLT.
- Tissues- Please provide 1 box per child to get us through the year
- Afternoon Collection- If your child is being collected by someone else or going home with a friend- you must notify the teacher or the office as staff cannot release children without permission.

Any questions?

